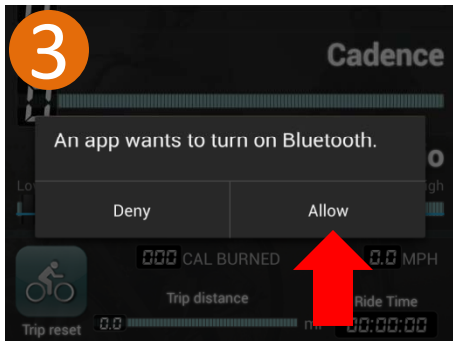
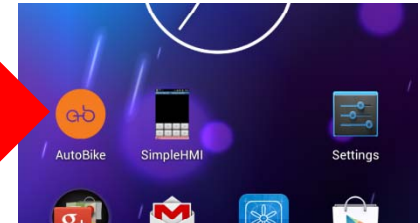


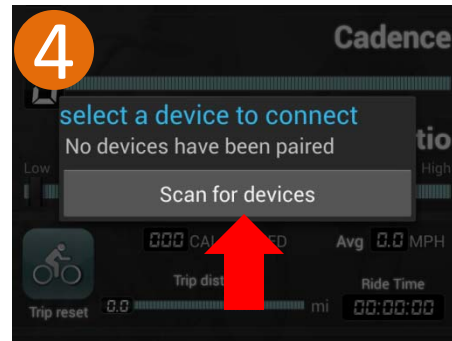
Note: Pairing process must be performed within 30 seconds of initial beep from Step 1 or it will timeout and you'll need to start over.

**1** Move bike slightly forward until you hear a beep

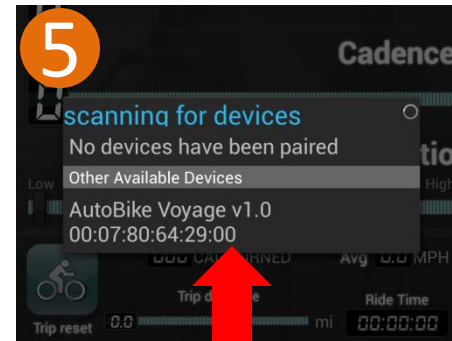
**2** Launch app



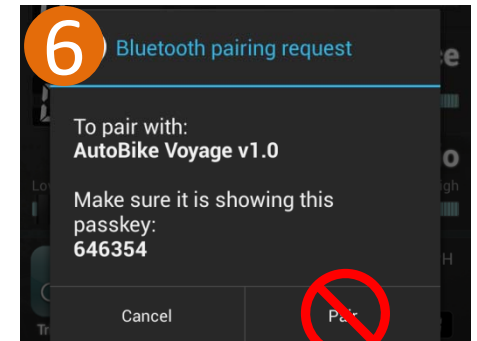
If Bluetooth not previously enabled, click allow. If previously enabled, skip to 4.



Press "Scan for devices"

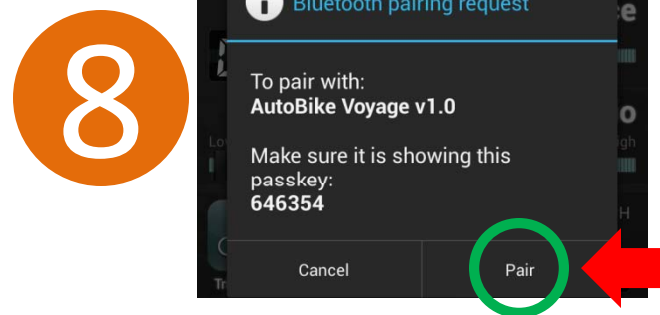


Press "AutoBike Voyage v1.0"



You'll hear the bike start beeping. Don't press pair yet.

**7** Move bike slightly forward until the beeping stops.



Now you can press "Pair"

**9** Now, when the bike is on, the app will automatically connect to it.